



2025

2026-007

2026 04



..... 2
.....

2025

2025



300939

Shenzhen AV-Display Co., Ltd.
AVD

39

	125	35	

	2025	2024		2023
	1,291,788,131.67	1,084,665,482.45	19.10%	994,881,306.04
	79,696,822.34	90,605,928.76	-12.04%	122,296,305.31
	68,402,948.17	75,961,504.13	-9.95%	101,550,253.28
	86,831,859.61	108,689,915.47	-20.11%	144,682,471.17
/	0.67	0.76	-11.84%	1.02
/	0.67	0.76	-11.84%	1.02
	5.73%	6.71%	-0.98%	9.27%
	2025	2024		2023
	1,923,863,703.68	1,651,144,390.92	16.52%	1,675,195,754.89
	1,432,110,174.09	1,369,865,874.36	4.54%	1,360,761,098.11

	2025	2024	(%)	2023
	84,175,171.14	90,605,928.76	-7.10%	122,296,305.31

	267,727,834.16	362,842,294.91	344,275,370.08	316,942,632.52
	19,484,289.51	31,772,371.47	12,475,084.12	15,965,077.24
	17,998,180.02	28,888,825.45	11,372,207.90	10,143,734.80
	17,800,941.43	20,338,958.88	23,524,305.59	25,167,653.71

1



2

	2025	2024	2023
	-4,031.50	-54,282.18	-288,841.23
	2,266,931.62	2,103,952.64	6,030,957.58
	10,943,501.17	15,089,239.00	18,091,881.72
	-18,447.11	-117,704.63	374,5- A

8

“

”

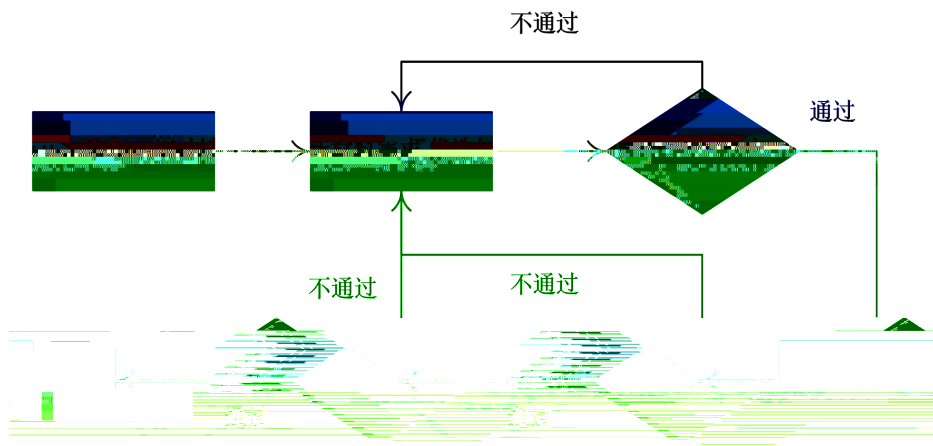
1

2

TFT

ITO

1



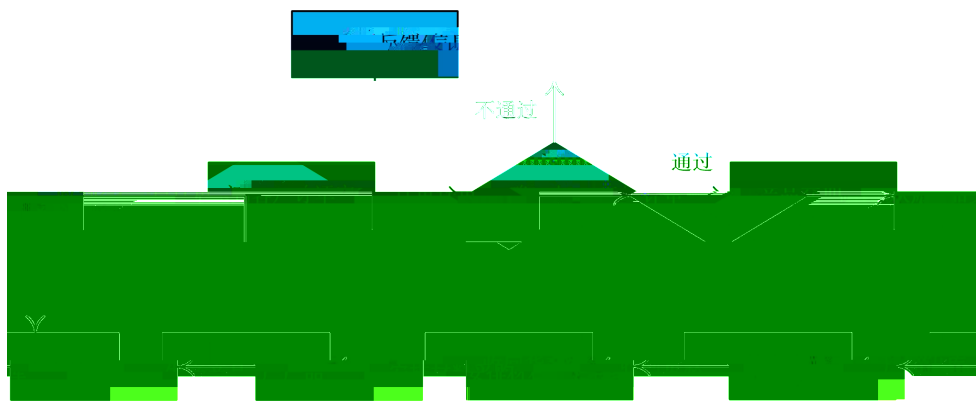
2



3

SMT

4



5


- | | | |
|-----------------|----------------------|----------------|
| DFSS | TOC | ISO 9001:2015 |
| IATF 16949:2016 | IECQ:QC 080000:2017 | ISO 14001:2015 |
| ISO 45001:2018 | ANSI/ESDS 20.20-2021 | |
| GB/T 29490-2023 | ISO 50001:2018 | |

2025

	129,178.81	19.10%	
7,969.68	12.04%		6,840.29
9.95%			
	192,386.37	16.52%	143,211.02
4.54%		5.73%	

1

2



Wi-Fi

4G

3

“ ”

« •+H ç • xϕ8\c c [[±O+ε \n' ¼?±• H+• '

“ ”

4

1

OA SAP MES PLM

5

ESG

> ✕

ESG

ESG

ESG

6

2023-2025

2021 01 28

23,085.92

2025

2025

40.85%

2026 04 17

2025

120,000,000

10

2.00

24,000,000.00

7

GB/T 4754-2017

“ ” “

”

C39

2018

23

“

”

“

”

ARM

TFT

PMVA-LCD

LCD

AEO

ISO 9001:2015

IATF 16949:2016

IECQ:QC 080000:2017

ISO 14001:2015

ISO 45001:2018

ANSI/ESDS 20.20-2021

GB/T 29490-2023

ISO 50001:2018

ABB

GE

Watts Lifescan

ARM

TFT

PMVA-LCD

LCD

2

1

“ ” “ ”

2

1

项目	2025		2024		变化率
营业收入	1,291,788,131.67	100%	1,084,665,482.45	100%	19.10%
营业成本	1,291,788,131.67	100.00%	1,084,665,482.45	100.00%	19.10%
毛利					
营业税金及附加					10.51%
销售费用	289,888,757.18	22.43%	218,819,132.57	20.17%	21.80%
管理费用	246,032,920.72	19.05%	231,769,022.26	21.37%	6.15%
研发费用	428,111,067.25	33.14%	317,531,822.60	29.27%	34.82%
财务费用	138,723,111.80	10.74%	124,130,971.87	11.44%	11.76%
资产减值损失					
公允价值变动收益	778,064,503.82	60.23%	635,835,775.88		22.37%
其他收益	513,723,627.85	39.77%	448,829,706.57	41.38%	14.46%
营业利润	957,232,051.08	74.10%	714,065,661.55	65.83%	34.05%
营业外收入	334,556,080.59	25.90%	370,599,820.90	34.17%	-9.73%

2025

428,111,067.25 340,019,839.09

2025

	21,410.27	0.03%		
--	-----------	-------	--	--

1

	2025	2025		
--	------	------	--	--

	0.00	0.00%	34,636,174.02	2.10%	-2.10%	
	11,514,819.44	0.60%	8,704,965.46	0.53%	0.07%	

		8,443.06				216.21	5.85%	
		5,789.21				-249.25	4.01%	

2

1.	773,151,411.35	-673,198.64	0.00	0.00	1,366,670,000.00	1,614,003,577.87	0.00	525,144,634.84
	773,151,411.35	-673,198.64	0.00	0.00	1,366,670,000.00	1,614,003,577.87	0.00	525,144,634.84
	15,374,465.33	0.00	0.00	0.00	424,796,715.34	435,416,053.17	0.00	4,755,127.50
	788,525,876.68	-673,198.64	0.00	0.00	1,791,466,715.34	2,049,419,631.04	0.00	529,899,762.34
	0.00	0.00	0.00	0.00	0.00	0.00	0.00	0.00

3

	15,216,440.95	15,216,440.95		
	1,311,021.11	1,311,021.11		
	45,913.21	45,913.21		
	6,057,500.20	5,875,775.19		
	22,630,875.47	22,449,150.46		

1

118,713,765.44	80,671,381.75	47.16%

2

3


4

1

2

1

5



2025

6



2025 04 29

“ ”

<http://irm.cninfo.com.cn>

	APP			APP		2025008
2025 12 02						2025 12 02
2025 12 05						2025009 2025 12 05
2025 12 17						2025010 2025 12 17
						2025011

2025 12 18

2025 12 19

www.cninfo.com.cn

“ ”

“ ”

2 —

1

1

7

3

1

2 —

ESG

2 —

www.cninfo.com.cn

ir

1



	2017	2027				
57	09 08	03 17	36,825,905	327,981	0	0

					04 19	03 17						
		50			2017 09 08	2027 03 17	174,940	0	43,734	0	131,2 06	
		57			2017 09 08	2027 03 17	96,301	0	24,075	20,000	92,22 6	2025
		42			2022 04 14	2027 03 17	70,546	0	17,636	50,000	102,9 10	2025
	--	--	--	--	--	--	40,119,438	327,981	122,606	170,000	40,49 4,813	--

1

2

3

2025

2 —

2025 09 05

2027 03 17

2025 09 05

www.cninfo.com.cn

2025-043

			2025 09 05	
			2025 09 05	

2

1

1969 04

2019 03

2025 09

2025 09

1967 03

1992 04

1994 10

1994 10

1998 10

1998 10

2002 10

2002 10

2011 10

2011 10

2015 10

2013 06

2018 01

2015 10

2022 04

2012 05 2017 09

2017 09



2022 04

			2014 05 15		
			2008 09 12		



2010 08 06

- 2011 12 13
- 2014 05 08
- 2010 08 06
- 2013 07 31
- 2021 12 23
- 2023 11 02
- 2025 12 29
- 2021 12 23
- 2022 08 11
- 2018 05 08



2 3

2 —

	2025

1

	4	1	3	0	0		2
	4	4	0	0	0		2
	4	3	1	0	0		2
	2	2	0	0	0		0
	4	1	3	0	0		2
	4	2	2	0	0		2
	4	2	2	0	0		2
	2	2	0	0	0		2

2

3

			3	<2025		
			4	>	<2025	
		2025 10 17	1	>	<2025	
			2	>	<2025	
		2025 12 08	1	>	<2026	
		2025 04 15	1	2025	2024	
			2	2025	2024	
		3	2025 08 08	1	<2025	
			2	>	<2025	
			2025 12 08	1	<	
				>		
ESG			2025 04 15	1	<2024	
				>		
		2025 08 08	1	<	2025	ESG
				>		0
		2025 10 17	1	ESG	<	
				>		
		2025 12 08	1	>	<	2026
			2			
			3			
			4	<	>	
			5	<	>	

1



È g

2025

	5,183,157.40
--	--------------

2025 04 25

2025 05 16 2024

2024

2024

			2025		79,696,822.34
	72,205,337.88				
10%				50%	
	62,009,255.73		50%		
	2025	12	31		
442,230,506.55				468,559,672.88	
442,230,506.55					2025
	2025			120,000,000	10
2.00				24,000,000.00	
					2025

1

2

	76	1,425,982		1.19%	

2025

--	--	--	--	--	--

		0	50,000	0.04%
		0	50,000	0.04%
		0	50,000	0.04%
		0	20,000	0.02%

2025

2025

2025

2025

2025

2025 09 23

2025

2025

11 —

2025

2025

4,595,940.12


3

1

2

51

1



2026 04 18

www.cninfo.com.cn

100.00%

100.00%

A.

A.

B.

B.

C.

1

3%

2%

2

1.5%

3%

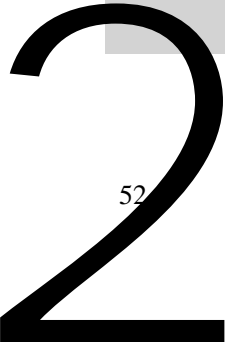
1%

2%

3

1.5%

1%



2025

	0
	0

2

2025 12 31	
	2026 04 18
	www.cninfo.com.cn

	1
1	- https://www-app.gdee.cn/gdeepub/front/dal/dal/newindex

www.cninfo.com.cn

2025

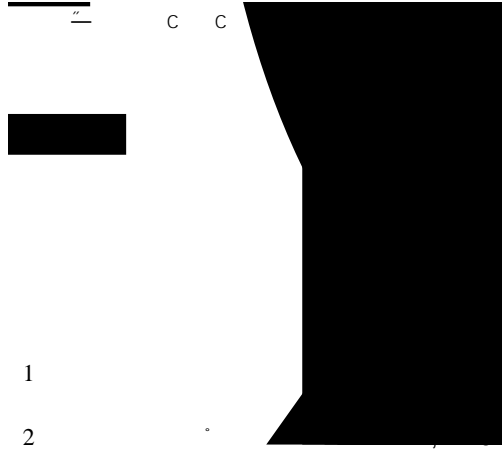

www.cninfo.com.cn

2025

			1			
			12			
			2	6		
			20	6		
			6			
			3		2021	
			25%		01	
			4		28	
			5			
		1				
		2				
		1		2021		
		2		01		
		3		28		
		4				
		5				

			1				
			2	5	2021 01 28		
			1 /				
			2	5 /	2021 01 28		
		1					
		2					
		1					
		2					
		3		2021 01 28			
		4					
		3					
		1 / /					
		2 /					
			/ /	2021 01 28			
		1 /					
		2					

			<p>3</p> <p>4</p> <p>3</p> <p>/ / /</p> <p>/ /</p>			
			<p>2019</p> <p>1</p> <p>2</p> <p>3</p> <p>1</p> <p>2</p> <p>3</p>	<p>2021</p> <p>01</p> <p>28</p>		





/

2021
01
28

2021
01

		2025 12 29	5,000,000.00	100.00%

	84.80
	9
	4 1
	0

15.90 84.80 2025 68.90

()			()	()	()		
	87.33						
	70.05						

1

2

3

4

5

6

7

1

1

2

3

10%


10%

[2021]10 A 2,000
 1.00 37.18 743,600,000.00
 49,768,867.92 693,831,132.08 19,683.73
 2021 01 22
 2021 01 25 “ [2021]3-2 ”

2025 12 31
 1 9,112.55 32,314.70
 2 43,240.67 43,169.67

2

				((1)	(2)	(3)	(2)/(1)	1					
)	2									
					28,582.69	9,508.03	0	9,508.03	--	--				
					6,399.34	633.24	0	633.24	--	--				
2021	2021				4,624.19	10,976.81	394.12	2,421.05	22.06%	2027 12 31				
	01				4,093.16	4,093.16	66	921.91	22.52%	2027 12 31				
	28				6,000	6,000	0	6,000	100.00 %	--				
					--	49,699.38	31,211.24	460.12	19,484.23	--	--		--	--



“ ” “ ” “ ”
” 2027 12 31
2025 12 18
“ ”“ ” “ ”
2025 12 19 www.cninfo.com.cn

	<p>2025 08 20 2025</p> <p>2025 12 31</p> <p>6,985,397.25</p> <p>07 02 2025 10 10 2026 01 06</p>	<p>2025 09 05</p> <p>5</p> <p>12</p> <p>43,240.67 2025</p> <p>43,169.67</p> <p>2025 04 10 2025</p> <p>www.cninfo.com.cn</p>

2 “ ” “ ” “ ”

	<p>“ ”</p> <p>“ ”</p> <p>2024 08 27</p> <p>2024 09 12 2024</p> <p>2024 08 28</p> <p>www.cninfo.com.cn</p>
)	(

4

2025

2 —

2025

2025 10

2025 481

2 —

2025

2025

	2025 01 07	www.cninfo.com.cn 2025-002
	2025 04 01	1% www.cninfo.com.cn 2025-003
	2025 04 02	www.cninfo.com.cn 2025-004
2024	2025 04 26	www.cninfo.com.cn 2025-006
	2025 04 26	www.cninfo.com.cn 2025-007
	2025 04 26	www.cninfo.com.cn 2025-012 2024

2025	05	16		www.cninfo.com.cn 2025-024	2024	
2025	05	23		www.cninfo.com.cn 2025-025	2024	
2025	08	21	029	www.cninfo.com.cn		2025-
2025	08	21		www.cninfo.com.cn 2025-037		2025 08
2025	09	05		www.cninfo.com.cn 2025-042	2025	
2025	11	06		www.cninfo.com.cn 2025-053		
2025	08	21	029	www.cninfo.com.cn		2025-
2025	08	21	030	www.cninfo.com.cn		2025-
2025	08	21				

2025

2025

2025 11

5

2025



	2024 12 21	www.cninfo.com.cn 2024-072
	2024 12 21	www.cninfo.com.cn 2024-074
	2025 07 09	www.cninfo.com.cn 2025-028
	2025 08 27	www.cninfo.com.cn 2025-040
	2025 12 19	www.cninfo.com.cn 2025-056
	2025 12 19	www.cninfo.com.cn 2025-058
	2025 12 31	www.cninfo.com.cn 2025-061



1

2

3

1



	17,436		19,434		0		0		0
		5%	10						
		45.09%	54,108,000	0	0	54,108,000			0
ZHANG HUI		3.37%	4,041,000	0	0	4,041,000			0
JL Grand Palace Technology Co.,LLC		3.08%	3,690,000	0	0	3,690,000			0
		2.34%	2,803,100	0	0	2,803,100			0
		1.52%	1,828,400	0	0	1,828,400			0
2025		1.19%	1,425,982	1,425,982	0	1,425,982			0
		0.83%	996,665	-1,100,000	0	996,665			0

0.65%	784,440	784,440	0	784,440	0
-------	---------	---------	---	---------	---



40

4



4

80%

5

10%

6

R

	2026 04 17
	2026 3-135

2025 12

31

2025

2025 12 31

2025

r \$

\$

“

”

1 —

1,291,788,131.67

1,283,983,776.98

99.40%

2.

(1)

(2)

(3)

(4)

(5)

(6)

(7)

()

1

4

2025 12 31

310,394,664.82

9,483,908.75

300,910,756.07

2.

(1)

(2)

(3)

(4)

(5)

(6)

1

2025 12 31

	451,372,149.68	190,784,166.12
	525,144,634.84	773,151,411.35
	5,875,775.19	2,947,262.93
	300,910,756.07	238,587,420.22
	4,755,127.50	15,374,465.33
	3,872,650.40	2,981,716.71
	5,399,271.16	3,001,552.70
	175,979,732.43	138,837,089.78
	14,341,061.77	5,129,502.15
	1,487,651,159.04	1,370,794,587.29

	134,414,747.07	136,338,358.88
	215,728,745.61	66,974,075.90
	8,124,185.96	6,878,148.50
	51,882,207.55	53,883,518.82
	7,435,280.97	10,552,768.08
	6,644,968.58	4,237,297.45
	11,982,408.90	1,485,636.00
	436,212,544.64	280,349,803.63
	1,923,863,703.68	1,651,144,390.92
	51,597,578.85	0.00
	60,786,427.60	0.00
	285,007,422.84	197,341,280.82
	11,407,465.44	6,688,382.41
	36,024,564.65	34,238,374.29
	4,499,496.31	.6



1,594,075.41

7,195,190.57

777,111.71

253,135.05

”

	502,432,429.58	763,077,845.64
	5,875,775.19	2,947,262.93
	318,817,589.62	230,535,632.73
	4,492,472.54	13,320,815.25
	3,349,062.10	2,472,830.31
	108,210,000.84	68,059,971.72
	166,411,730.35	123,153,941.72
	13,106,934.39	5,103,353.58
	1,505,474,903.25	1,373,213,732.86
	110,141,393.64	104,996,918.30
	20,295,974.09	22,925,348.83
	187,080,246.62	56,528,994.80
	186,170.23	4,821,743.37
	45,886,351.35	47,764,183.48
	2,176,772.61	3,210,355.50
	5,722,694.77	3,549,653.30
	8,121,455.40	1,280,536.00
	379,611,058.71	245,077,733.58
	1,885,085,961.96	1,618,291,466.44



112,384,006.45

0.00

321,221,846.82

220,330,822.27

	1,291,788,131.67	1,084,665,482.45
	1,291,788,131.67	1,084,665,482.45
	1,211,949,173.39	995,505,544.91
	996,986,440.90	816,189,549.63
	7,373,922.23	6,876,033.97
	47,790,492.25	38,789,116.11
	66,789,296.20	62,968,756.74
	94,093,209.27	80,373,213.84
	-1,084,187.46	-9,691,125.38
	768,583.75	653,716.39
	7,558,089.85	6,407,933.68
	12,288,163.35	6,438,306.73
“ ”	8,465,288.46	11,937,827.65
“ ”		
“ ”		
“ ”	2,478,212.71	3,151,411.35
“ ”	-1,384,373.20	-1,511,488.28
“ ”	-18,629,238.64	-11,547,172.20
“ ”	21,410.27	-30,787.12
“ ”	83,078,421.23	97,598,035.67
	120,311.17	30,016.42
	164,200.05	171,216.11
“ ”	83,034,532.35	97,456,835.98
	527,856.03	4,687,367.68
“ ”	82,506,676.32	92,769,468.30
1.	“ ”	82,506,676.32
2.	“ ”	
1.		79,696,822.34
2.		2,809,853.98
		939,812.99
		564,628.71
		939,812.99
		564,628.71

1.	
2.	
3.	
4.	
5.	
1.	
3.	

939,812.99

564,628.71





91,436.44

17,166.34

108,036.20

63,937.20

“ ”

7

		309,216,876.70	263,104,557.50
		29,833,759.24	31,282,589.99
		61,171,378.47	31,284,216.23
		887,817,946.27	761,128,515.47
		86,831,859.61	108,689,915.47
		1,614,003,577.87	2,311,500,000.00
		12,265,243.21	20,940,748.13
		24,510.00	16,642.01
		1,626,293,331.08	2,332,457,390.14
		118,863,966.44	80,671,381.75
		1,366,670,000.00	2,136,000,000.00
2 +"		170,056,216.64	0.00
		1,655,439,982.08	2,216,671,381.75
		-29,146,651.00	115,786,008.39
		51,597,578.85	0.00
		24,441,331.48	0.00
		76,038,910.33	0.00
		0.00	38,000,000.00
		48,056,981.16	47,558,912.76

5 " q

	11,906,838.81	20,742,588.68
	24,510.00	16,642.00
	0.00	0.00
	0.00	0.00
	1,493,931,348.81	2,300,759,230.68
	90,495,571.63	49,289,476.16
	1,222,000,000.00	2,105,000,000.00
	3,919,735.26	317,392.01
	145,455,416.64	0.00
	1,461,870,723.53	2,154,606,868.17
	32,060,625.28	146,152,362.51
	0.00	0.00
	0.00	0.00
	24,441,331.48	0.00
	24,441,331.48	0.00
	0.00	38,000,000.00
	48,056,981.16	47,558,912.76
	5,212,000.00	42,653,174.02
	53,268,981.16	128,212,086.78
	-28,827,649.68	-128,212,086.78
	-3,086,136.22	2,762,497.33
	56,283,189.30	95,908,846.33
	163,231,997.01	67,323,150.68
	219,515,186.31	163,231,997.01

7



2														
3														
4														
5														
6														
1														
2														
	120,00 0,000.0 0			779, 518, 783. 14	0.00	2,022, 462.34		62,009, 255.73		468, 559, 672. 88		1,432,1 10,174. 09	11,5 14,8 19.4 4	1,44 3,62 4,99 3.53

2024

	120,000 ,000.00		785, 117, 685. 56		518,02 0.64		62,009, 255.73		393, 116, 136. 18		1,360,7 61,098. 11	6,54 1,42 5.92	1,36 7,30 2,52 4.03

2															
3															
4															
5															
6															
1															
2															
	120,000,000.00				785,117,685.56	34,636,174.02			62,009,255.73		436,292,457.74		1,369,865,874.36	8,704,965.46	1,378,570,839.82

8

	2025														
	120,000,000.00				785,117,685.56	34,636,174.02			62,009,255.73		436,292,457.74		1,369,865,874.36	8,704,965.46	1,378,570,839.82
	120,000,000.00				785,117,685.56	34,636,174.02			62,009,255.73		436,292,457.74		1,369,865,874.36	8,704,965.46	1,378,570,839.82

					-	-				24,775,7		53,813
“ ”					5,598,90	34,636,174				30.68		,002.2
					2.42	.02						8
										72,205,3		72,205
										37.88		,337.8
												8
					-	-						29,037
					5,598,90	34,636,174						,271.6
					2.42	.02						0
1						-						-
						34,636,174						34,636
						.02						,174.0
												2
2												
3					4,595,94							4,595,
					0.12							940.12
4					-							-
					10,194,8							10,194
					42.54							,842.5
												4
										-		-
										47,429,6		47,429
										07.20		,607.2
												0
1												0.00
2										-		-
										47,429,6		47,429
										07.20		,607.2
												0
3												
1												
2												
3												
4												
5												
6												

2025

1												
2												
	120,000, 000.00				779,518, 783.14	0.00			62,009, 255.73	442,230, 506.55		1,403, 758,54 5.42

2024

120,000, 000.00	785,117, 685.56	62,009, 255.73	380,130, 101.91	1,347, 257,04 3.20
--------------------	--------------------	-------------------	--------------------	--------------------------

1												
2										- 47,429,6 07.20		- 47,429 ,607.2 0
3												
1												
2												
3												
4												
5												
6												
1												
2												
	120,000, 000.00	0.0 0	0.0 0	0.0 0	785,117, 685.56	34,636,17 4.02	0.00	0.0 0	62,009, 255.73	417,454, 775.87	0. 00	1,349, 945.54 3.14

2017 9 8

91440300766362945T

120,000,000.00

120,000,000

1

A

12,000.00

2021 1 28

2026 4 17

1

2

12

1

2

1 1 12 31

3

12

4

5



	0.3%
1	0.3%
	0.3%
1	0.3%
1	0.3%
1	0.3%
	0.3%
	5%
	15%
	15%
	0.3%

6

1.

2.

7

1.

2.

8

1.

2.

2025

- (2) 2025年12月31日，HCCS的资产总额为
- (3) 2025年12月31日，HCCS的负债总额为
- (4)
- (5)

9

10

1.

(1)

2)

4.

6.

(1)

	%
1	3.00
1-2	20.00
2-3	50.00
3	100.00

3.

14

15

—		
—		12



1.

2.

	%
1	3.00
1-2	20.00
2-3	50.00
3	100.00

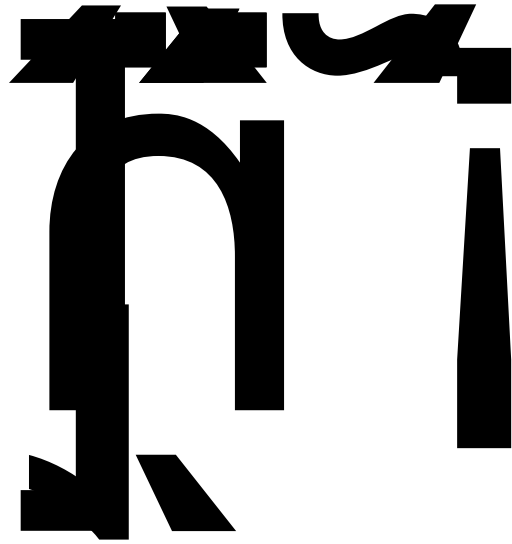
Safes

2025



“

”



“

”



“ ”

“ ”

1)

2)

3)

4)

(2) “ ”

1)

18

1

2



	20	5.00	4.75
	6-10	5.00	9.50-15.83
□L€£ w#...#	4-5	0 5.00	:1

(2)

3

(3)

3.

21

1

1.

2.

	20-50	
	5-10	

2

1.

(1)

(3)

(4)

(5)

22

23

1

1

24

25

1

2

(1)

113

(2)

1)

2)


3)

3

(1)

(2)

(3)



(1)

(2)

(1)

(2)

(3)

(4)

(5)

(6)

2.

(1)

(2)

(3)

(4)

3.

FCA FOB CIF

29

/

1.

2.

3.

4.

(1)

(2)

5.

(1)

(2)

30

1

12

1.

118

(1)

(2)

33

1

				13%
				7%
				8.25% 15% 16.5% 20%
				3%
				2%
		30%	1.2%	1.2%

				15%
				15%
				20%
				20%
		8.25%	16.5%	
			200	8.25%
		200	16.5%	
				20%
				20%
				20%

2

1. 2025 12 25

GR202544205669 3

15%

2.

2020 23 2021 1 1 2030 12 31

15%

15%

3.

2023

12

25%

20%

2027 12 31 2023 1 1 2027 12 31

3

1

	60,558.72	46,453.17
	434,612,459.50	189,427,344.62
	16,699,131.46	1,310,368.33
	451,372,149.68	190,784,166.12
	57,252,448.38	3,842,281.83

1

16,699,131.46

2

1,280,843.63

2

	525,144,634.84	773,151,411.35
	525,144,634.84	773,151,411.35
	525,144,634.84	773,151,411.35

3

1

	357,372.44	2,604,746.23
	5,518,402.75	342,516.70
	5,875,775.19	2,947,262.93

	3,920,000.00
	3,920,000.00

5

		368,425.20
		1,769,075.00
		2,137,500.20

6

4

1

1	1	309,382,495.36	245,546,594.23
1	2	1,012,169.46	142,500.00
2	3	0.00	586,447.64
		310,394,664.82	246,275,541.87

2

	0.00	0.00%	0.00	0.00%	0.00	0.00	0.00%	0.00	0.00%	0.00
	310,394,664.82	100.00%	9,483,908.75	3.06%	300,910,756.07	246,275,541.87	100.00%	7,688,121.65	3.12%	238,587,420.22
	310,394,664.82	100.00%	9,483,908.75	3.06%	300,910,756.07	246,275,541.87	100.00%	7,688,121.65	3.12%	238,587,420.22
	310,394,664.82	100.00%	9,483,908.75	3.06%	300,910,756.07	246,275,541.87	100.00%	7,688,121.65	3.12%	238,587,420.22

9,483,908.75

1	309,382,495.36	9,281,474.86	3.00%
1-2	1,012,169.46	202,433.89	20.00%
	310,394,664.82	9,483,908.75	

3

		648,331.59		648,331.59		0.00
	7,688,121.65	1,795,787.10		0.00		9,483,908.75
	7,688,121.65	2,444,118.69	0.00	648,331.59	0.00	9,483,908.75

4


	648,331.59

--

	9,269,052.87	0.00	9,269,052.87	2.99%	278,071.59
	109,781,813.94	0.00	109,781,813.94	35.37%	3,293,454.43

5

1



2

1	1	5,346,189
---	---	-----------

	12	()	()	
2025 1 1	63,925.09	11,285.28	1,389,888.00	1,465,098.37
2025 1 1				
—	-6,947.01	6,947.01		0.00
—		-11,285.28	11,285.28	0.00
	103,407.63	39,366.42	-1,293,092.09	-1,150,318.04
2025 12 31	160,385.71	46,313.43	108,081.19	314,780.33

2

1

1-2

4

	1,465,098.37	-1,150,318.04				314,780.33
	1,465,098.37	-1,150,318.04	0.00	0.00	0.00	314,780.33

5

6

--	--	--	--	--	--

		1,200,000.00	1	21.00%	36,000.00
		716,930.00	1	12.55%	21,507.90
		565,400.00	1	9.89%	16,962.00
		244,262.01	1	4.27%	7,327.86
		160,000.00	1-2	2.80%	32,000.00
		2,886,592.01		50.52%	113,797.76

7

	0.00
0.00	

7

1

0.00

1

	71,954,680.60	17,390,704.54	54,563,976.06	49,305,605.04	12,548,431.36	36,757,173.68
	15,811,758.29	237,604.47	15,574,153.82	13,089,589.46	390,632.03	12,698,957.43
	54,750,332.17	6,411,979.17	48,338,353.00	44,431,189.46	2,760,317.48	41,670,871.98
	55,748,270.36	1,042,937.61	54,705,332.75	46,174,914.36	729,401.85	45,445,512.51
	1,172,400.75	0.00	1,172,400.75	694,092.60	0.00	694,092.60
	1,625,516.05	0.00	1,625,516.05	1,570,481.58	0.00	1,570,481.58
	201,062,958.22	25,083,225.79	175,979,732.43	155,265,872.50	16,428,782.72	138,837,089.78

2

	12,548,431.36	12,044,729.82		7,202,456.64	17,390,704.54
	390,632.03	237,604.47		390,632.03	237,604.47
	2,760,317.48	5,303,966.74		1,652,305.05	6,411,979.17
	729,401.85	1,042,937.61		729,401.85	1,042,937.61
	16,428,782.72	18,629,238.64	0.00	9,974,795.57	25,083,225.79

9

	13,135,281.10	4,495,592.91
	770,967.98	537,280.58
	434,543.46	96,617.75
	269.23	10.91
	14,341,061.77	5,129,502.15

10

	134,407,096.74	136,313,254.72
	7,650.33	25,104.16
	134,414,747.07	136,338,358.88

1

1.	74,608,218.81	181,857,188.22	2,571,771.32	21,464,602.65	9,485,804.14	289,987,585.14
2.	0.00	16,186,671.67	1,200,405.93	4,693,324.25	440,728.95	22,521,130.80
1	0.00	56,212.39	1,182,139.38	109,910.17	0.00	1,348,261.94
2	0.00	16,130,459.28	14,159.29	4,583,376.43	0.00	20,727,995.00
3						

3.							
1							
4.	0.00	34,857.24	0.00	0.00	0.00	34,857.24	
1.	50,819,997.10	62,488,345.68	1,438,036.56	9,734,184.31	9,926,533.09	134,407,096.74	
2.	54,367,444.02	63,828,764.36	857,823.03	7,773,419.17	9,485,804.14	136,313,254.72	

	265,902,731.48	53,914,835.51	143,252,460.26	0.00	0.00	197,167,295.77	74.15%	74.15%				
	32,459,805.87	11,430,658.40	20,059,783.82	17,767,578.15	482,828.74	13,240,035.33	97.01%	97.01%				
	17,226,872.14	1,628,581.99	6,803,983.31	2,960,416.85	150,733.94	5,321,414.51	48.95%	48.95%				
	315,985,161.70	66,974,075.90	170,116,227.39	20,727,995.00	633,562.68	215,728,745.61						

3

12


1

1.	
2.	9



28,215,546.24

28,215,546.24



8572 72

2

3

4

14

	2,562,253.78	0.00	936,519.64		1,625,734.14
	2,334,265.10	251,651.37	714,031.43		1,871,885.04
	1,992,230.15	0.00	792,845.37		1,199,384.78
	1,799,831.52	0.00	568,694.73		1,231,136.79
	22,301.14	262,385.32	26,674.23		258,012.23
	2,132.77	0.00	2,132.77		0.00
	1,839,753.62	120,942.16	711,567.79		1,249,127.99
	10,552,768.08	634,978.85	3,752,465.96	0.00	7,435,280.97

15

/

1

	34,662,081.76	5,043,091.21	23,365,916.44	3,482,363.92
	4,542,467.39	651,795.23	3,371,641.63	490,466.60
	5,420,835.37	813,125.30	4,620,857.66	693,128.65
	8,064,059.77	422,347.15	7,098,249.24	859,096.88
	3,371,200.04	505,680.01	0.00	0.00
	56,060,644.33	7,436,038.90	38,456,664.97	5,525,056.05

2

	2,478,212.71	367,153.60	3,151,411.35	465,355.13
	280,374.20	42,056.13	322,996.92	48,449.54
	8,124,185.96	424,826.31	6,878,148.50	826,081.76

2025

	10,882,772.87	834,036.04	10,352,556.77	1,339,886.43
--	---------------	------------	---------------	--------------

3

	15,216,440.95	15,216,440.95						
	6,057,500.20	5,875,775.19			743,115.94	720,822.46		
	1,311,021.11	1,311,021.11			1,310,081.97	1,310,081.97		
	45,913.21	45,913.21						
	22,630,875.47	22,449,150.46			2,053,197.91	2,030,904.43		

18

1

	51,597,578.85	0.00
	51,597,578.85	0.00

2025 12 31

51,597,578.85

19



2

1

3

21





2,474,396.07

2,031,319.32

212,726.16

109.98

340,107.53

317,551.39

530,193.61

381,928.03

260,303.41

253.90

206,696.57

175,147.74

172,860.62

172,860.62

145,760.37

136,093.46

97,173.58



90,728.98

53,817.73

53,817.73

4,020.17

6,160.97



	9,312,478.71	2,544,618.40	2,491,254.92	9,365,842.19	
	9,312,478.71	2,544,618.40	2,491,254.92	9,365,842.19	

29

		+ -					
	120,000,000.00						120,000,000.00

30

		785,117,685.56	0.00	10,194,842.54	774,922,843.02
		0.00	4,5-		



288,249,940.30

288,249,940.30

2026

36

	3,225,775.22	3,046,013.15
	1,382,475.11	1,305,434.23
	691,442.48	691,442.48
	244,307.86	244,307.86
	3,289.76	3,949.76
	872,611.79	700,037.66
	921,650.02	

756,977.56 |

1,13-6 5

43

	8,465,288.46	11,937,827.65
	8,465,288.46	11,937,827.65

44

	-90,572.55	98,383.82
	-2,444,118.69	-1,072,059.10
	1,150,318.04	-538,213.00
	-1,384,373.20	-1,511,488.28

45

	-18,629,238.64	-11,547,172.20
	-18,629,238.64	-11,547,172.20

46

	-10,496.42	-30,787.12
	31,9=	

03494

	6,256,087.26	6,407,933.68
	4,856,627.87	4,161,357.95
	0.00	107,541.01
	222,553.06	141,820.13
	11,335,268.19	27,278,077.74

	1,397,599.63	0.00
	43,979,520.26	30,905,963.73
	15,216,440.95	0.00
	393,146.14	231,197.73
	184,671.49	147,054.77
	61,171,378.47	31,284,216.23

2

	1,614,003,577.87	2,311,500,000.00
	1,614,003,577.87	2,311,500,000.00

	145,455,416.64	0.00
	24,600,800.00	0.00
	170,056,216.64	0.00

1

	118,713,765.44	80,671,381.75
	118,713,765.44	80,671,381.75

2

	1,366,670,000.00	2,136,000,000.00
	1,366,670,000.00	2,136,000,000.00

3

	24,441,331.48	0.00
	24,441,331.48	0.00

	0.00	34,636,174.02



171,669.40
263,441,494.32

286.36
189,474,0 0.0%,

	18,000.00	0.9032	16,257.60
			2,501,034.96
	304,931.93	7.0288	2,143,305.55
	32,810.05	9.4346	309,549.70
	131,407.00	0.2225	29,238.06
	2,300.00	8.2355	18,941.65

2

54

1

2

3

151

55

1

(1) ()12

(2) ()

	3,457,170.37	877,817.45
	3,457,170.37	877,817.45

(3)

	141,209.63	524,410.83
	11,215,807.96	11,361,934.35

(4) ()

	57,342,988.18	50,237,546.42
	26,318,862.03	24,073,613.03
	3,087,721.77	2,701,615.30
	1,811,268.08	0.00
	911,701.59	1,020,976.14
	2,157,744.64	50,000.00
	376,167.49	451,321.70
	2,086,755.49	1,838,141.25
	94,093,209.27	80,373,213.84
	94,093,209.27	80,373,213.84

1

--	--	--	--	--

		2025 12 29	5,000,000.00	100%

1

1

	80,000,000.00				100.00%		
	1,500,000.00				100.00%		
	2,050,000.00				100.00%		
	10,000,000.00				100.00%		
	20,000,000.00				60.00%		
	705,450,000.00				9.09%	90.91%	
	5,000,000.00				100.00%		

2



	37,136	10,308	47,444	11,962	6,469,	18,432	35,521	5,066,	40,587	18,825	0.00	18,825
	,557.7	,340.6	,898.3	,255.3	984.36	,239.7	,375.2	435.05	,810.2	,396.5		,396.5
	1	5	6	9		5	1		6	9		9

	84,392,149.	7,024,634.9	7,024,634.9	6,111,583.6	79,065,363.	5,408,848.8	5,408,848.8	7,505,502.7
	90	4	4	8	14	6	6	1

1

2

3

	2,491,254.92	1,756,741.79
	2,184,931.62	1,689,967.64
	102,241.89	124,592.46
	6,778,020.34	2,330,466.65
	501,800.00	395,200.00
	229,914.58	141,338.19

1

()

1.

(1)

1)

2)

(2)

1)

2)

3)

4)

2.

)

3.

4

6

4.

(1)

(2)

/

2025 12 31

35.37% 2024 12 31 32.98%

()

			1	1-3	3
	51,597,578.85	51,597,578.85	51,597,578.85		
	60,786,427.60	60,786,427.60	60,786,427.60		
	285,007,422.84	285,007,422.84	285,007,422.84		
	12,665,775.07	12,665,775.07	12,665,775.07		
	1,594,075.41	1,848,478.25	1,848,478.25		

			1	1-3	3
	6,469,984.36	6,954,432.09		3,311,634.24	3,642,797.85
	418,121,264.13	418,860,114.70	411,905,682.61	3,311,634.24	3,642,797.85

			1	1-3	3
	197,341,280.82	197,341,280.82	197,341,280.82		
	13,935,167.94	13,935,167.94	13,935,167.94		
	7,195,190.57	7,332,115.00	7,332,115.00		
	191,441.36	192,660.90		192,660.90	
	218,663,080.69	218,801,224.66	218,608,563.76	192,660.90	

()

1.

2.

		2,137,500.20		
		199,690,708.44		
		201,828,208.64		

2

		199,690,708.44	0.00
		199,690,708.44	0.00

3

		2,137,500.20	2,137,500.20
		2,137,500.20	2,137,500.20

1

	--	--	--	--
			525,144,634.84	525,144,634.84
1.			525,144,634.84	525,144,634.84
4			525,144,634.84	525,144,634.84
			4,755,127.50	4,755,127.50

2025

29 34 5 762.34

1.

2.

1

			2,000	45.09%	6

54,108,000

481,900

54,589,900

2025	8	20	2025	9	5	2025
		<2025		>		<2025
						1,425,982
17.14	/					
		2025				24,441,331.48
34,636,174.02						
						-10,194,842.54
						25,068,763.56
			2025			4,595,940.12

2

	1
	1
	4,595,940.12
	4,595,940.12

3

4

	1,281,142.52	
	1,811,268.08	
	1,031,360.00	
	472,169.52	
	4,595,940.12	

5

6

1

2

1

2

3

1

10		2.00
10		0.00
10		0.00
10		2.00
10		0.00
10		0.00
	2026 04 17 2025 120,000,000	10 24,000,000.00 2.00

2

1

1

35

2

3

1

1

1	1	326,531,399.81
1	2	1,012,169.46
2	3	586,447.64
		327,543,569.27
		237,024,432.77
		142,500.00
		237,753,380.41

2

	0.00	0.00%	0.00	0.00%	0.00	0.00	0.00%	0.00	0.00%	0.00



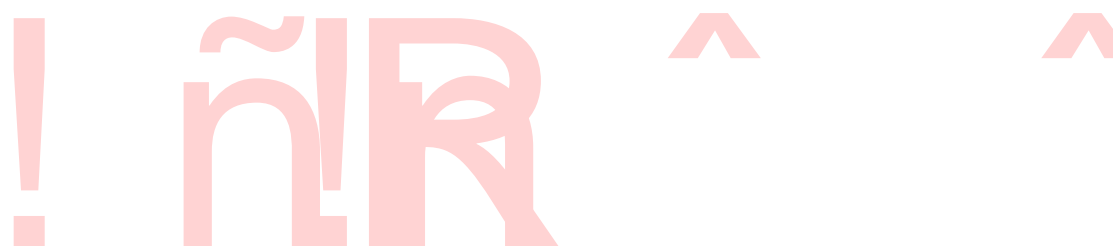
5

	50,631,905.01	0.00	50,631,905.01	15.46%	1,518,957.15
	31,087,565.51	0.00	31,087,565.51	9.49%	0.00
	24,742,266.84	0.00	24,742,266.84	7.55%	742,268.01
	15,180,864.01	0.00	15,180,864.01	4.63%	455,425.92
	10,226,407.29	0.00	10,226,407.29	3.12%	0.00
	131,869,008.66	0.00	131,869,008.66	40.25%	2,716,651.08

2

			106,210,000.84	

...} O



3 4	0.00	405,000.00
4 5	0.00	17,120.00
5	15,635.00	15,635.00
	108,404,161.79	69,162,578.89

3

2025

--			-9,941.44	9,941.44	0.00
	75,395.1		39,366.42	-1,023,207.85	-908,446.22
2025 12 31	107,358.93		46,313.43	40,488.59	194,160.95

2

1

1-2

4

	1,102,607.17	-908,446.22				194,160.95
	1,102,607.17	-908,446.22	0.00	0.00	0.00	194,160.95

5

6



--	--

3

	110,141,393.64	0.00	110,141,393.64	104,996,918.30	0.00	104,996,918.30
	110,141,393.64	0.00	110,141,393.64	104,996,918.30	0.00	104,996,918.30

1



	-4,031.50	
	2,266,931.62	
	10,943,501.17	
	-18,447.11	
	1,833,388.83	
	60,691.18	
	11,293,874.17	--

1 —

2

		/	/
	5.73%	0.67	0.67
	4.92%		

Δ ΕΛΛΗΝΙΚΗ ΔΗΜΟΚΡΑΤΙΑ

ΥΠΟΥΡΓΕΙΟ ΟΙΚΟΝΟΜΙΚΩΝ

